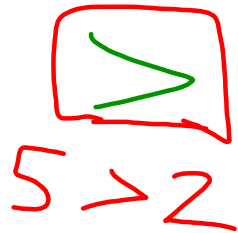


May 2nd, 2018

Mini-Lesson # 2 (TASK 1, 2 & 3a)


 $5 > 2$

$<$ \geq \leq

Jan 21-8:53 AM

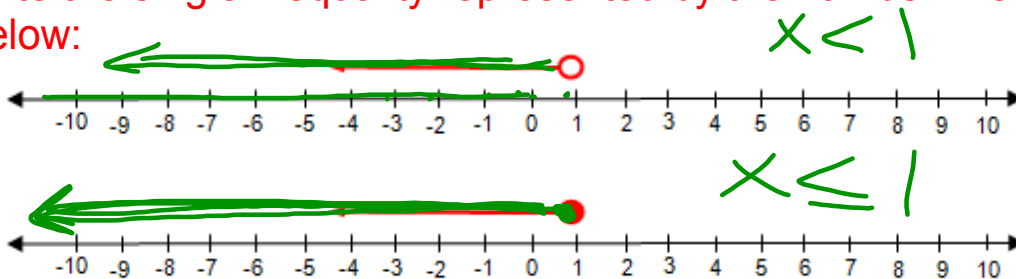
6.3

Introduction to Linear Inequalities

April 12, 2011
 April 9, 2014
 April 14, 2015


April 12, 2016

What is the difference between the two inequalities on the number line below? Can you write the inequality for each OR write the single inequality represented by the number lines below:



Feb 13-10:41 PM

Handout(yellow paper): Glue this on a piece of paper under Mini Lesson #2



Apr 10-7:49 AM

Example 3 Graphing Inequalities on a Number Line

Graph each inequality on a number line.
Write 4 numbers that are solutions of the inequality.

38

Graphing Inequalities

<p>Meaning: less than</p> <p>Example: $b < 4$ 3, 2, 1, -10</p>	<p>Open Circle</p>
<p>Meaning: less than or equal to</p> <p>Example: $e \leq 8$ 8, 7, -10, -100</p>	<p>Closed Circle</p>
<p>Meaning: greater than</p> <p>Example: $a > 5$ 6, 7, 8, 100</p>	<p>Open Circle</p>
<p>Meaning: greater than or equal to</p> <p>Example: $z \geq 7$</p>	<p>Closed Circle</p>
<p>Meaning: not equal to</p> <p>Example: $s \neq 3$</p>	<p>Open Circle</p>

Apr 10-7:50 AM

You Try.....

State 3 values of the variable that satisfy each inequality and graph the inequality.

a) $c < 7$ b) $a \geq -3$ c) $5 < n$ d) $-1 \geq y$

5, 2, 0

b) $a \geq -3$

-3, -1, 0

c) $5 < n$
 $n > 5$
 \Rightarrow

d) $-1 \geq y$
 $y \leq -1$

Feb 13-10:47 PM

Example:

Write an inequality to describe each situation, then graph it.

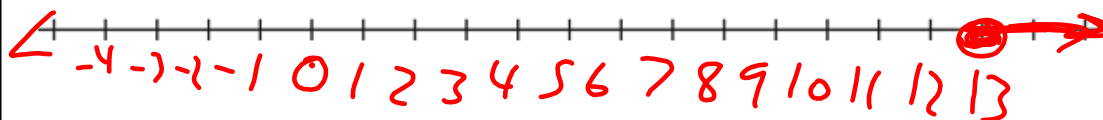
a) The gas tank in a car contains no more than 55 L of gas.

$g = \text{gas}$
 $g \leq 55$ and
 $g \geq 0$



b) The minimum age you must be to watch the movie is 13.

$a = \text{age}$ $a \geq 13$



Apr 9-11:16 AM